




BREEZ AW600

BREEZ AW800

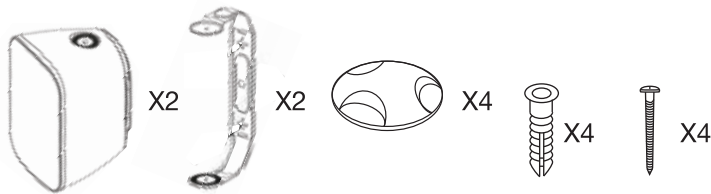


6.5"- 8"
Outdoor loudspeaker
User Manual



WATERPROOF

Package content

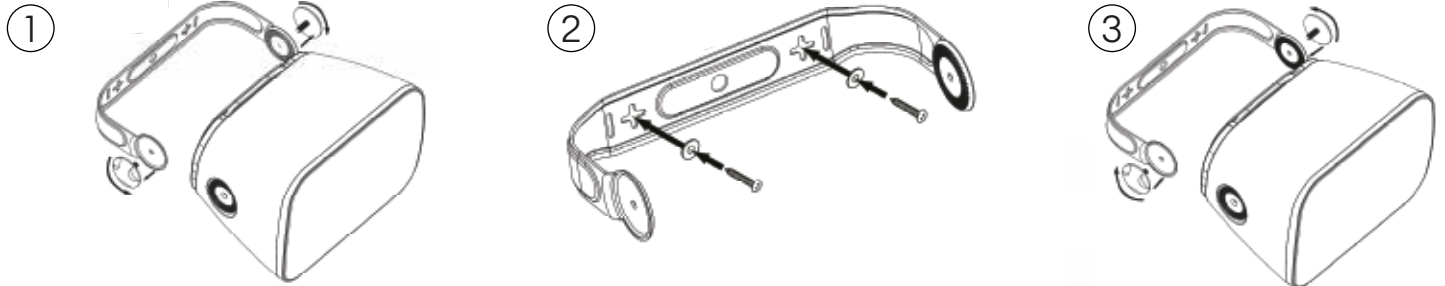


Installation Requires

(NOT INCLUDED)



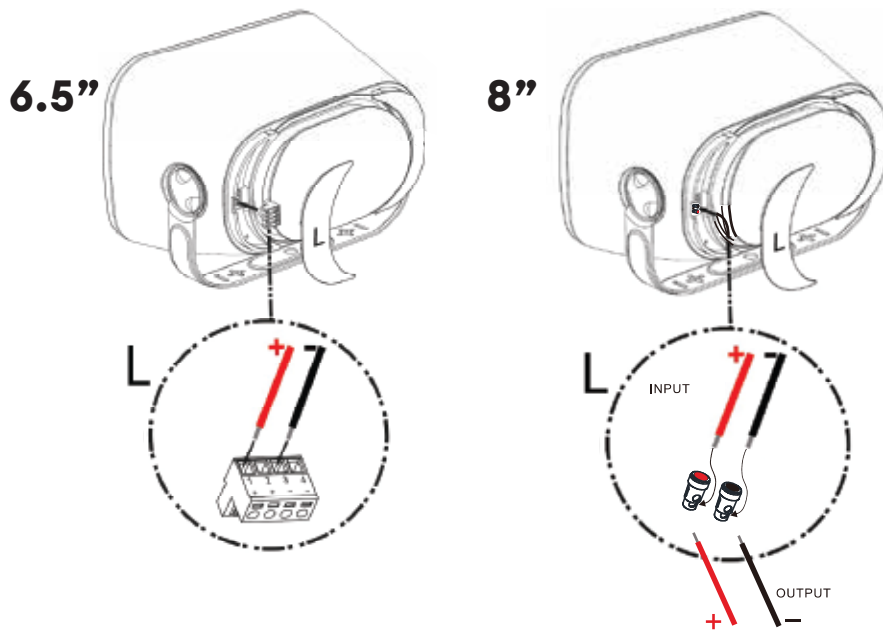
Bracket mounting



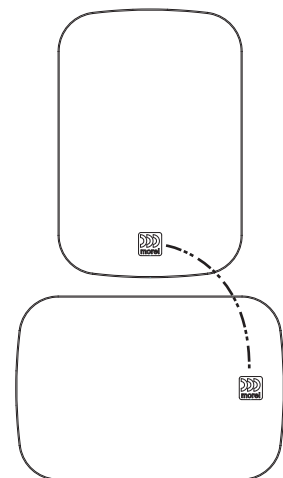
Using the supplied bracket, choose your location and placement configuration and then mount the bracket. **For safety reasons, DO NOT mount the speaker on a wall constructed of reinforced drywall or plasterboard.** If you are not sure of your wall type, consult a professional installer.

Connect the speakers to the brackets, lightly screw the bracket knobs into the cabinet and point the speaker towards the listening area. Once the speaker direction is set, tighten the bracket knobs securely.

Connecting



Logo on grille



According to the speaker placement configuration (horizontal/vertical), you can rotate the logo on the grille.

Specifications

6.5"

8"

LF Unit	6.5 inch *1	8 inch *1
HF Driver	1 inch *1	1 inch *1
Impedance (AC)	8Ω	8Ω
Output SPL	87dB	88dB
Power handling	120W	150W
Freq. Range	45Hz-20Kz±3dB	40Hz-20Kz±3dB
Input Power	10-100W	20-120W
Dimension (H*W*D)	285*200*195mm	381*250*250mm
Net Weight	3.45Kg	5.02Kg

Please note:

These weather-resistant speakers are manufactured to resist a variety of weather conditions with UV paint protection, aluminum grilles, and aluminum brace. They are not waterproof and cannot be submerged under water.